

TECHNICAL SHEET



FLEXIHEAT UK LTD

www.flexiheatuk.com

01202 822221



ACF

THERMAL FLYWHEEL FOR AIR CONDITIONING / HEATING SYSTEMS

24 - 5.129 litres

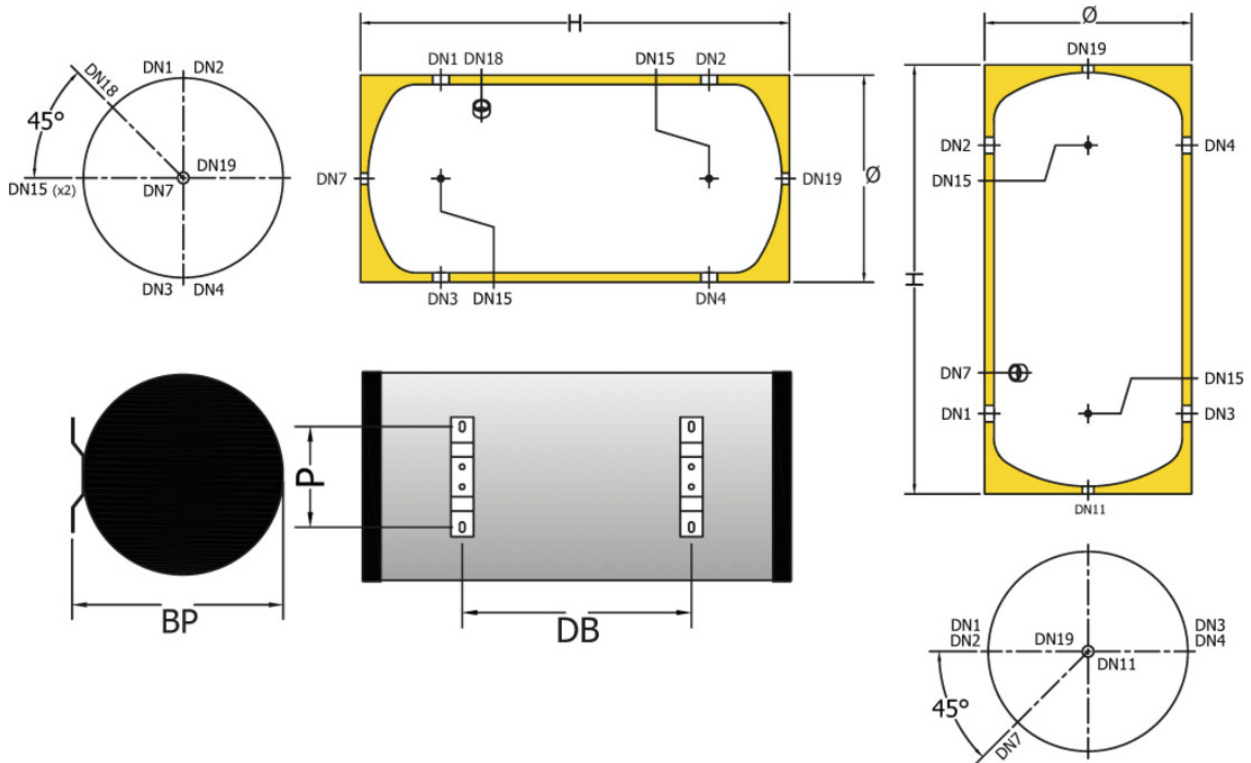
INSTALLATION

Use as a thermal flywheel in indoor installations of air conditioning and heating systems to optimize the thermal inertia and increase the volume of chilled/heated water.

CHARACTERISTICS

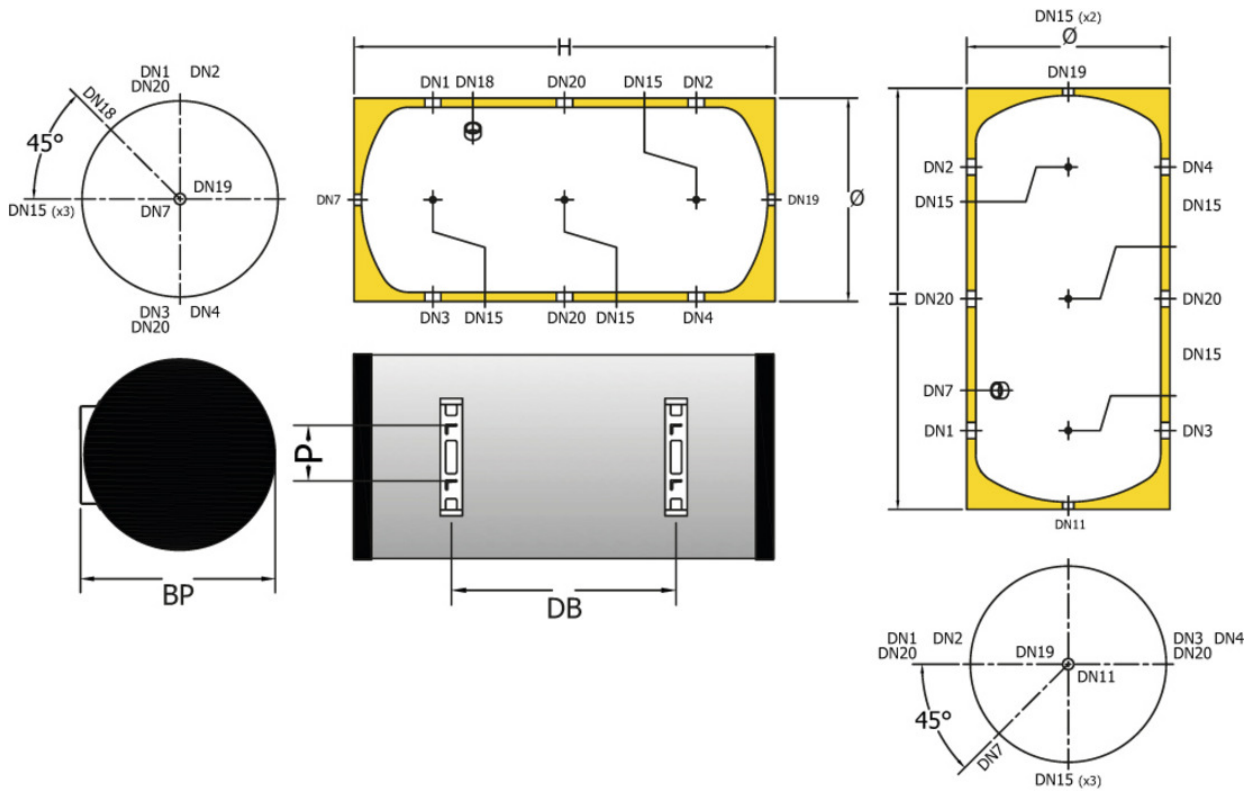
MAX TEMPERATURE	95 °C	MAX PRESSURE (mod. 24 - 1000)	10 bar
		MAX PRESSURE (mod. 1500 - 5000)	6 bar

ACF 24 - 50 P - Wall Mounted Version - Horizontal or Vertical



TECHNICAL SHEET

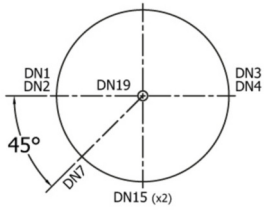
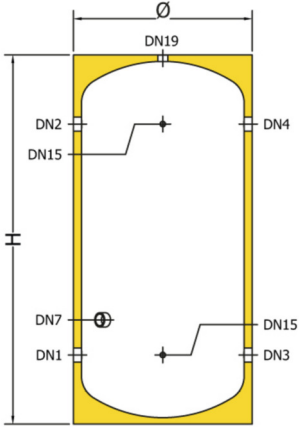
ACF 100 P - Wall Mounted Version - Horizontal or Vertical



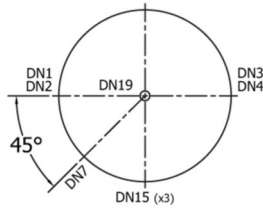
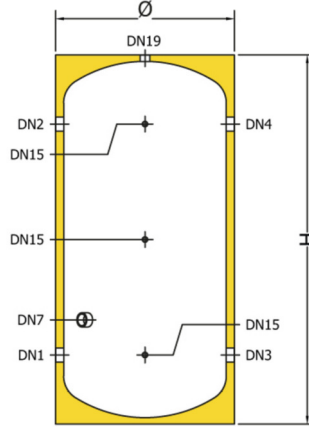
TECHNICAL SHEET

Floor Mounted Units

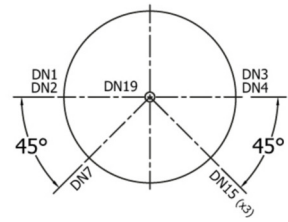
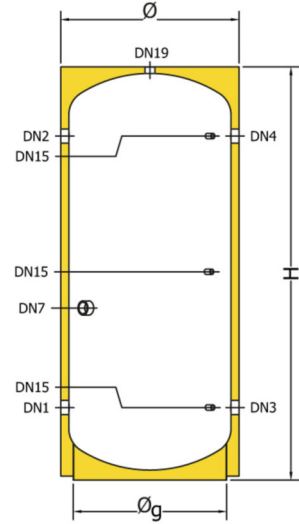
ACF 50



ACF 100

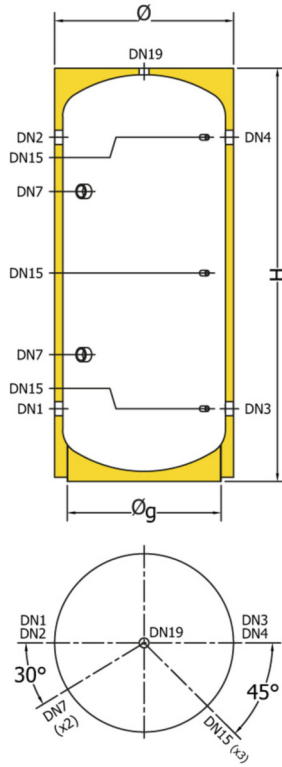


ACF 200 - 500

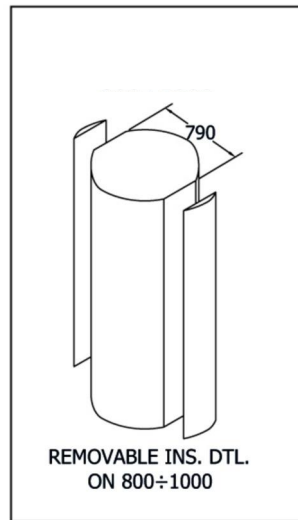


TECHNICAL SHEET

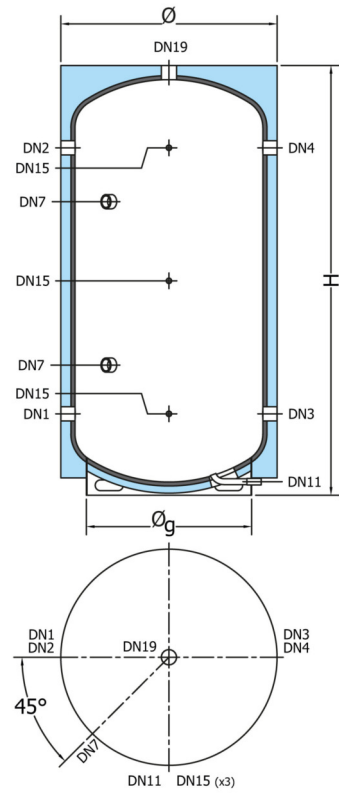
ACF 800 - 1000



BST 800 - 1000 CUPS

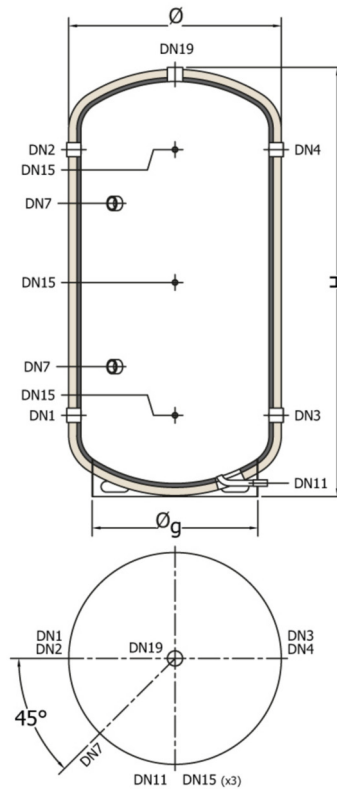


ACF 1500 - 2000



TECHNICAL SHEET

ACF 3000 - 5000



Keyword

DN	Description
DN1	Flow from source
DN2	Flow to source
DN3	Flow to heating system
DN4	Flow from heating system
DN7	Tapping for immersion
DN11	Drain
DN15	Probe
DN18	Auxiliary connection
DN19	Auxiliary connection
DN20	Auxiliary connection

TECHNICAL SHEET

Model	Code	Energy label	St. loss W	Capacity L	H mm	Ø skirt mm	Ø mm	Pm mm	DB mm	P mm	BP mm	BOX mm
ACF 24 P	A48SL27 GGP50	A	18	24	555		410		230	165	445	435x460x575
ACF 35 P	A48SL31 GGP50	A	21	35	665		410		310	165	445	430x455x695
ACF 50 P	A48SL34 GGP50	A	26	50	880		410		525	165	445	430x455x905
ACF 100 P	A3H0L38 PGP55-	B	43	96	960		510		400	145	535	495x475x930
ACF-50	A460L34 GGP50	A	26	50	880		410	980				430x455x905
ACF-100	A480L38 PGP55	B	43	96	960		510	1090				
ACF-200	A480L47 PGP55	B	57	195	1200	460	610	1350				
ACF-300	A480L51 PGP75	B	67	282	1670	460	650	1800				
ACF-500	A480L55 PGP55	C	91	494	1735	600	760	1900				
ACF-800	A480L60 PGP75	C	131	747	1815	760	940	2050				
ACF-1000	A480L62 PGP75	C	136	868	2065	760	940	2270				
ACF-1500	A480H67 GB5A5	C	163	1643	2530	850	1310	2850				
ACF-2000	A480H70 GB5A5	C	174	1952	2510	950	1410	2880				
ACF-3000	A480H74 GB370			2986	2840	1100	1390	3170				
ACF-5000	A480H80 GB370			5129	3035	1450	1720	3490				

Pm: pivot measurement | P = Wall-hung models
Wall-hung models

Connection heights (mm)

MODEL	DN1	DN2	DN3	DN4	DN7	DN7	DN11	DN15	DN15	DN15	DN18	DN19	DN20
ACF 24 P	165	395	165	395	-	-	-	215	345	-	-	-	-
ACF 35 P	180	490	180	490	-	-	-	180	490	-	-	-	-
ACF 50 P	180	705	180	705	-	-	-	180	705	-	-	-	-
ACF 100 P	220	740	220	740	-	-	-	220	740	480	-	-	480
ACF-50	180	705	180	705	-	230	-	180	705	-	-	-	-
ACF-100	235	715	235	715	-	315	-	235	715	475	-	-	-
ACF-200	255	915	255	915	-	505	-	255	915	585	-	-	-
ACF-300	260	1360	260	1360	-	585	-	260	1360	810	-	-	-
ACF-500	320	1390	320	1390	-	730	-	320	1390	855	-	-	-
ACF-800	350	1420	350	1420	1260	510	-	350	1420	885	-	-	-
ACF-1000	350	1670	350	1670	1460	560	-	350	1670	1010	-	-	-
ACF-1500	485	2005	485	2005	1755	735	80	485	2005	1245	-	-	-
ACF-2000	475	1995	475	1995	1745	725	80	475	1995	1235	-	-	-
ACF-3000	540	2320	540	2320	2030	830	80	540	2320	1430	-	-	-
ACF-5000	635	2415	635	2415	2125	925	80	635	2415	1525	-	-	-

MODEL	DN7		DN11	
	Vertical mounting			
ACF 24 P		225		-
ACF 35 P		230		-
ACF 50 P		230		-
ACF 100 P		300		-

MODEL	DN7		DN18		DN20	
	Horizontal mounting					
ACF 24 P	-			225		-
ACF 35 P	-			230		-
ACF 50 P	-			230		-
ACF 100 P	-			300		-

TECHNICAL SHEET

Connection sizes

MODEL	DN1	DN2	DN3	DN4	DN7	DN11	DN15	DN18	DN19	DN20
ACF 24 P	G1.1/4"	G1.1/4"	G1.1/4"	G1.1/4"	-	-	G1/2"	G1.1/4"	G1.1/4"	-
ACF 35 P	G1.1/4"	G1.1/4"	G1.1/4"	G1.1/4"	-	-	G1/2"	G1.1/4"	-	-
ACF 50 P	G1.1/4"	G1.1/4"	G1.1/4"	G1.1/4"	-	-	G1/2"	G1.1/4"	-	-
ACF 100 P	G1.1/2"	G1.1/2"	G1.1/2"	G1.1/2"	-	-	G1/2"	G1.1/4"	-	G1.1/2"
ACF-50	G1.1/4"	G1.1/4"	G1.1/4"	G1.1/4"	G1.1/2"	-	G1/2"	-	G1.1/4"	-
ACF-100	G1.1/2"	G1.1/2"	G1.1/2"	G1.1/2"	G1.1/2"	-	G1/2"	-	G1.1/4"	-
ACF-200	G1.1/2"	G1.1/2"	G1.1/2"	G1.1/2"	G1.1/2"	-	G1/2"	-	G1.1/4"	-
ACF-300	G2"	G2"	G2"	G2"	G1.1/2"	-	G1/2"	-	G1.1/4"	-
ACF-500	G3"	G3"	G3"	G3"	G1.1/2"	-	G1/2"	-	G1.1/4"	-
ACF-800	G3"	G3"	G3"	G3"	G1.1/2"	-	G1/2"	-	G1.1/2"	-
ACF-1000	G3"	G3"	G3"	G3"	G1.1/2"	-	G1/2"	-	G1.1/2"	-
ACF-1500	G3"	G3"	G3"	G3"	G1.1/2"	G1"	G1/2"	-	G3"	-
ACF-2000	G3"	G3"	G3"	G3"	G1.1/2"	G1"	G1/2"	-	G3"	-
ACF-3000	G4"	G4"	G4"	G4"	G1.1/2"	G1"	G1/2"	-	G3"	-
ACF-5000	G4"	G4"	G4"	G4"	G1.1/2"	G1"	G1/2"	-	G3"	-

MODEL	DN7	DN11
	Vertical mounting	
ACF 24 P	-	G1.1/4"
ACF 35 P	G1.1/2"	G1.1/4"
ACF 50 P	G1.1/2"	G1.1/4"
ACF 100 P	G1.1/2"	G1.1/4"

MODEL	DN7	DN18	DN20
	Horizontal mounting		
ACF 24 P	G1.1/4"	-	-
ACF 35 P	G1.1/4"	-	G1.1/2"
ACF 50 P	G1.1/4"	G1.1/4"	G1.1/2"
ACF 100 P	G1.1/4"	G1.1/4"	-

TECHNICAL SHEET

Insulation characteristics

Model	Insulation type	Thickness (mm)	Int. Thickness (mm)	Finish
ACF 24 P	Rigid expanded polyurethane with 95% closed cells, CFC and HCFC free, fire resistance class B2 acc. to DIN 4102-1	65		Grey polystyrene RAL 9006
ACF 35 P	Rigid expanded polyurethane with 95% closed cells, CFC and HCFC free, fire resistance class B2 acc. to DIN 4102-1	50		Grey polystyrene RAL 9006
ACF 50 P	Rigid expanded polyurethane with 95% closed cells, CFC and HCFC free, fire resistance class B2 acc. to DIN 4102-1	50		Grey polystyrene RAL 9006
ACF 100 P	Rigid expanded polyurethane with 95% closed cells, CFC and HCFC free, fire resistance class B2 acc. to DIN 4102-1	55		Grey polystyrene RAL 9006
ACF-50	Rigid expanded polyurethane with 95% closed cells, CFC and HCFC free, fire resistance class B2 acc. to DIN 4102-1	50		Grey polystyrene RAL 9006
ACF-100	Rigid expanded polyurethane with 95% closed cells, CFC and HCFC free, fire resistance class B2 acc. to DIN 4102-1	55		Grey polystyrene RAL 9006
ACF-200	Rigid expanded polyurethane with 95% closed cells, CFC and HCFC free, fire resistance class B2 acc. to DIN 4102-1	55		Grey polystyrene RAL 9006
ACF-300	Rigid expanded polyurethane with 95% closed cells, CFC and HCFC free, fire resistance class B2 acc. to DIN 4102-1	75		Grey polystyrene RAL 9006
ACF-500	Rigid expanded polyurethane with 95% closed cells, CFC and HCFC free, fire resistance class B2 acc. to DIN 4102-1	55		Grey polystyrene RAL 9006
ACF-800	Rigid expanded polyurethane with 95% closed cells, CFC and HCFC free, fire resistance class B2 acc. to DIN 4102-1	75		Grey PVC RAL 9006
ACF-1000	Rigid expanded polyurethane with 95% closed cells, CFC and HCFC free, fire resistance class B2 acc. to DIN 4102-1	75		Grey PVC RAL 9006
ACF-1500	Inner layer: closed cells polyethylene - Outer: 100% recyclable polyester fiber	130	20	Grey PVC RAL 9006
ACF-2000	Inner layer: closed cells polyethylene Outer layer: 100% recyclable polyester fiber, fire resistance class B1 acc. to DIN 4102-1	130	20	Grey PVC RAL 9006
ACF-3000	Inner layer: closed cells polyethylene - Outer layer: open cells flexible expanded polyurethane	50	20	White PVC RAL 9001
ACF-5000	Inner layer: closed cells polyethylene - Outer layer: open cells flexible expanded polyurethane	50	20	White PVC RAL 9001

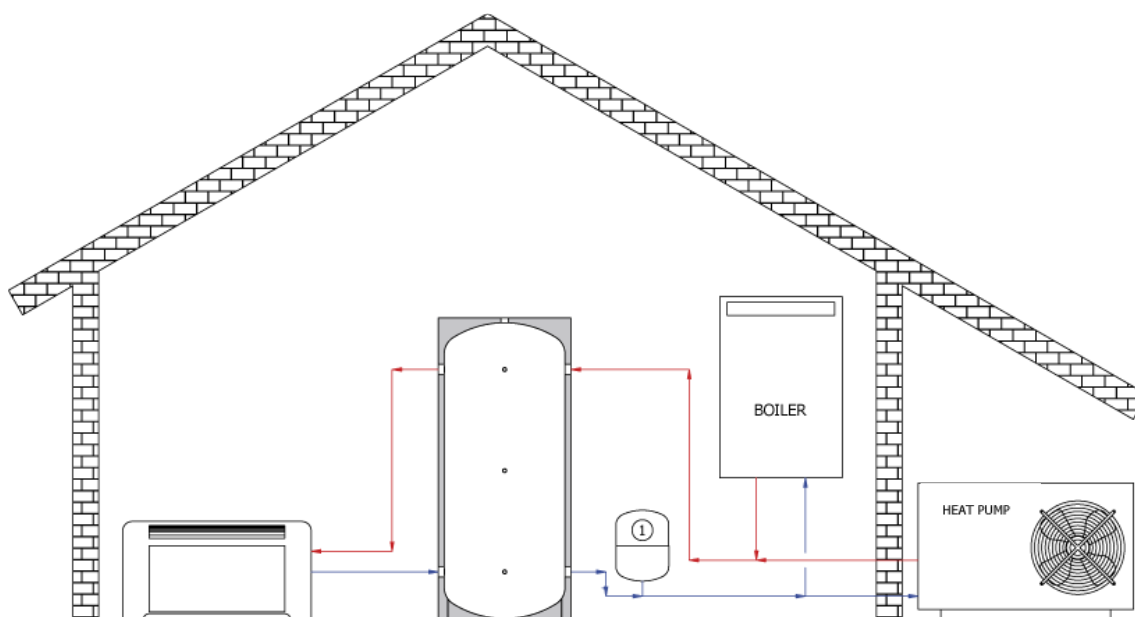
Reference standards

CYLINDER: | Directive 2014/68/EU – ART. 4.3, with exemption from CE marking. EN 12897:2020 standard. Designed and built in accordance with the requirements of 2009/125/EC and Regulation 814/2013 (EU). Labeling in accordance with the requirements of 2017/1369/EU and Delegated Regulation 812/2013 (EU).

Warranty: 5 years

Example of installation

ACF



Illustrative diagram; always refer to a qualified technician for the realization of the systems.

TECHNICAL SHEET

Rev. date 12/07/2023